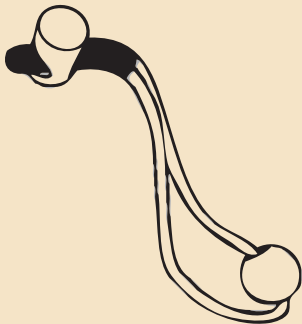





# How to assemble the puzzle


BEFORE STARTING, REMOVE THE ROD AND CAP ON THE TOP OF THE PUZZLE. PLACE YOUR BOTTLE IN THE PUZZLE AND REPLACE THE ROD AND CAP SO THE HOLE IN THE ROD IS ON THE FRONT SIDE OF THE PUZZLE.



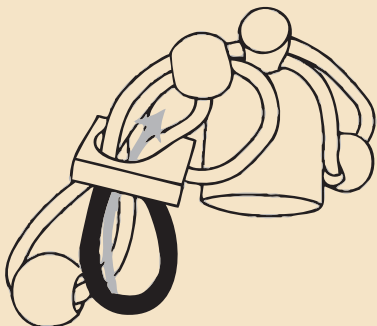
1. PUSH THE LOOP THROUGH THE HOLE IN THE ROD.



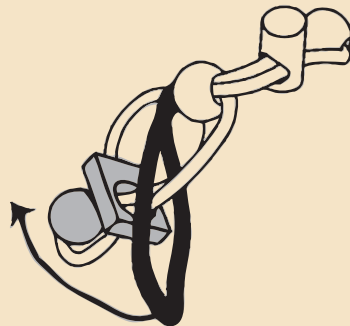
2. PLACE THE LOOP THROUGH THE HOLE IN THE BEAD.



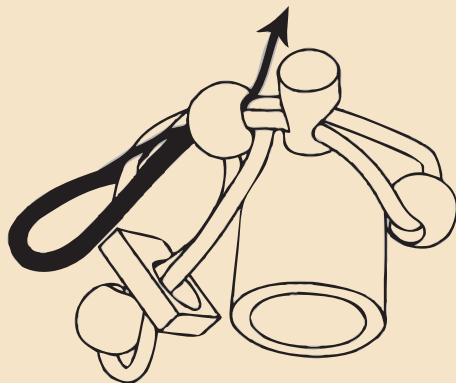
3. THE LOOP MUST THEN GO THROUGH THE SQUARE BLOCK AND THE BEAD MUST BE PUSHED THROUGH THE LOOP.



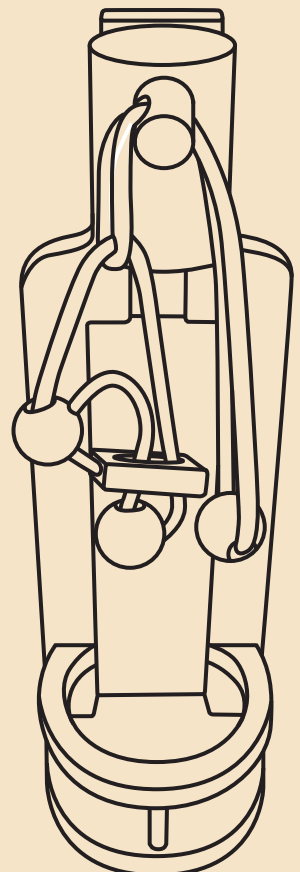
4. DRAW THE LOOP BACK THROUGH THE SQUARE BLOCK.



5. NEXT, PULL THE LOOP OVER THE BLOCK AND THE BEAD.



6. FINALLY, BRING THE LOOP BACK THROUGH THE BEAD. YOUR PUZZLE IS NOW READY AND SHOULD LOOK LIKE THE IMAGE ON THE RIGHT (WITH A BOTTLE OF WINE IN IT OF COURSE!).



FULLY PREPARED PUZZLE

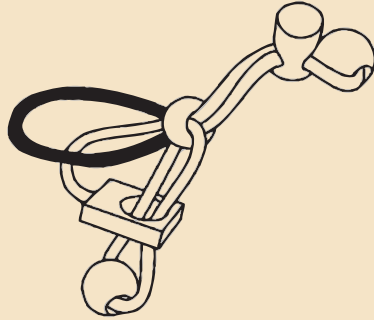
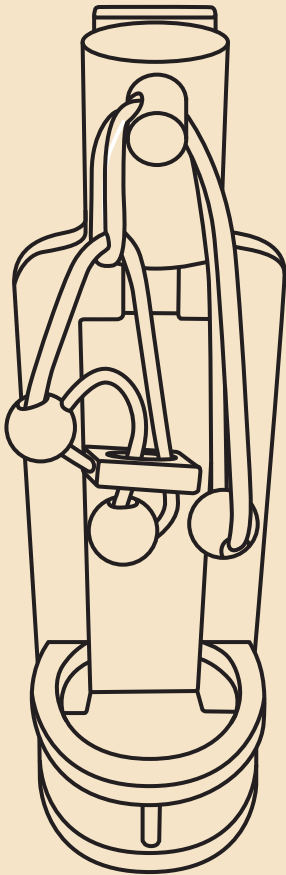


NAME \_\_\_\_\_  
ORDER No. \_\_\_\_\_  
CODE \_\_\_\_\_  
PRICE \_\_\_\_\_

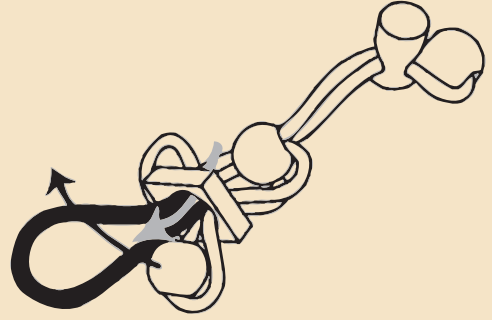


# How to solve the puzzle


NOCLM  
DE IDENTIT  
INDISPENSABLE  
TODOS LOS




1. PUSH THE LOOP THROUGH THE HOLE IN THE BEAD.



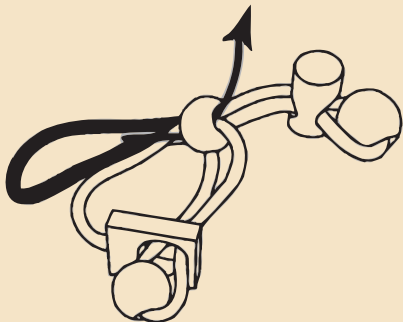
2. THE LOOP MUST THEN GO THROUGH THE SQUARE BLOCK AND THE BEAD MUST BE PUSHED THROUGH THE LOOP.



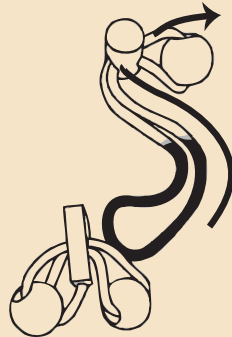
3. WITHDRAW THE LOOP BACK THROUGH THE SQUARE BLOCK.



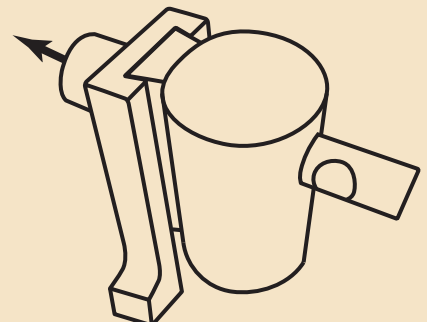
4. NEXT, PULL THE LOOP OVER THE BLOCK AND THE BEAD.



5. WITHDRAW THE LOOP BACK THROUGH THE BEAD.



6. PULL THE LOOP BACK THROUGH THE HOLE IN THE ROD.



7. FINALLY, PULL THE ROD OUT THROUGH THE CAP AND PULL THE CAP UPWARDS TO RELEASE THE BOTTLE!

NEW YORK  
MAY 2  
4 P.  
SWA.

ERLIN NW  
4-5N

NDON  
5:15PM  
27AU  
34